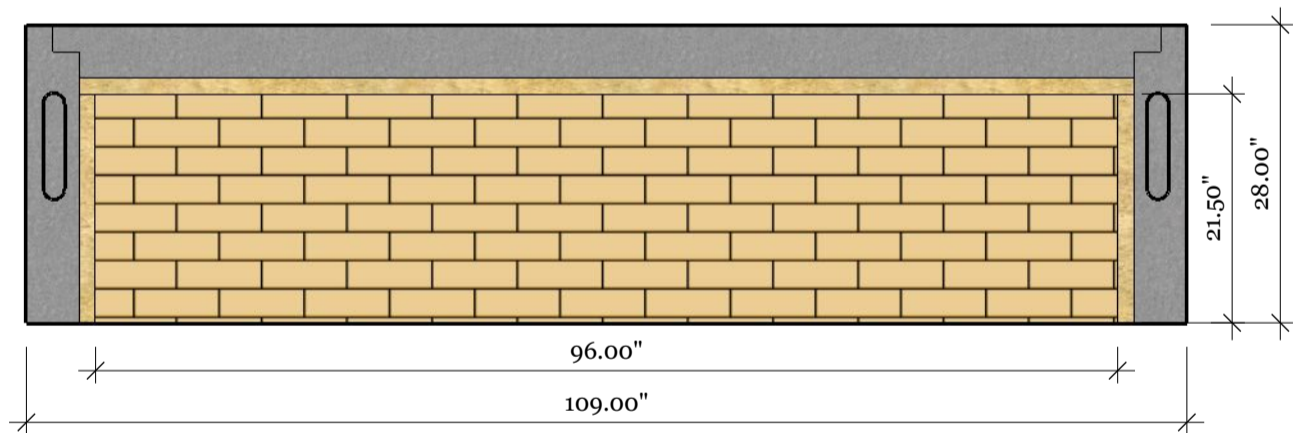
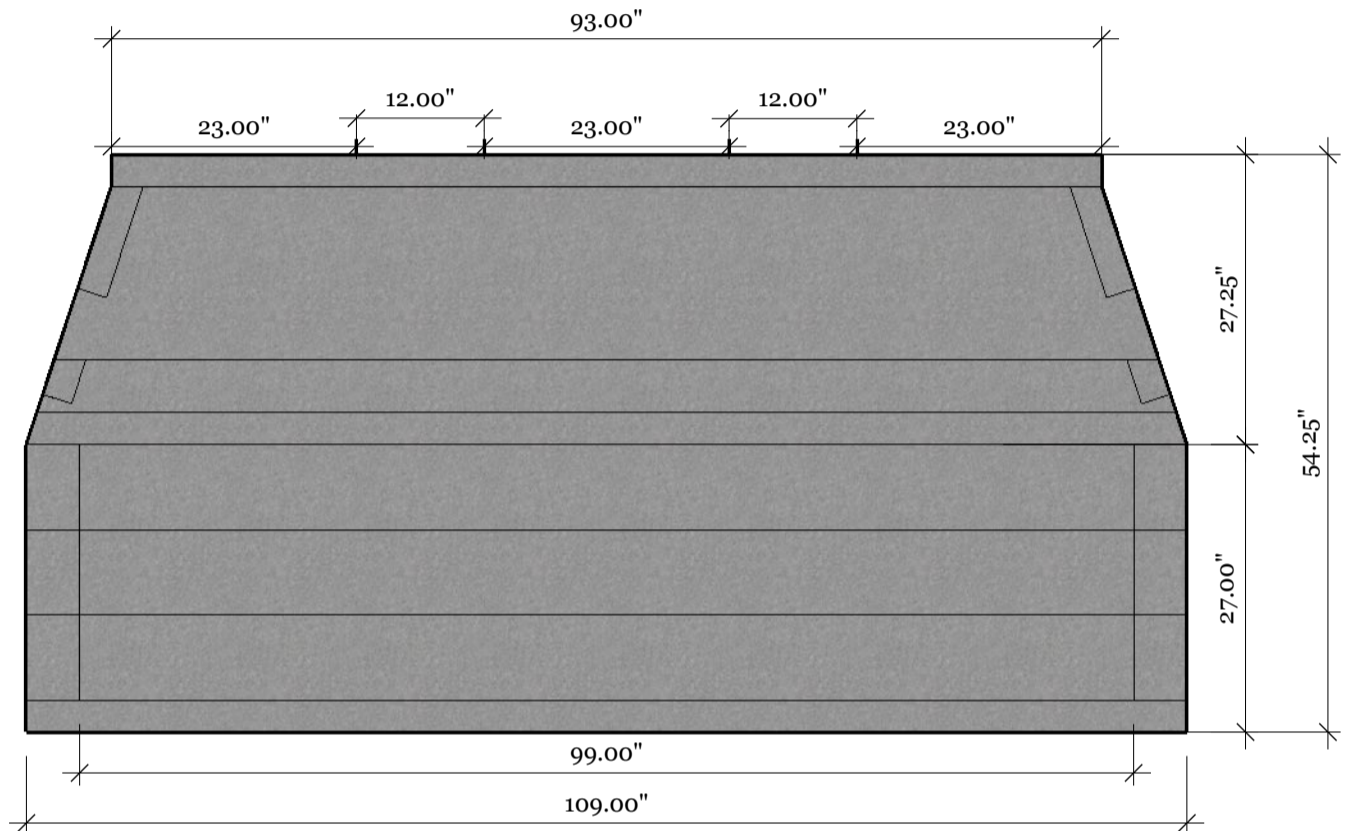
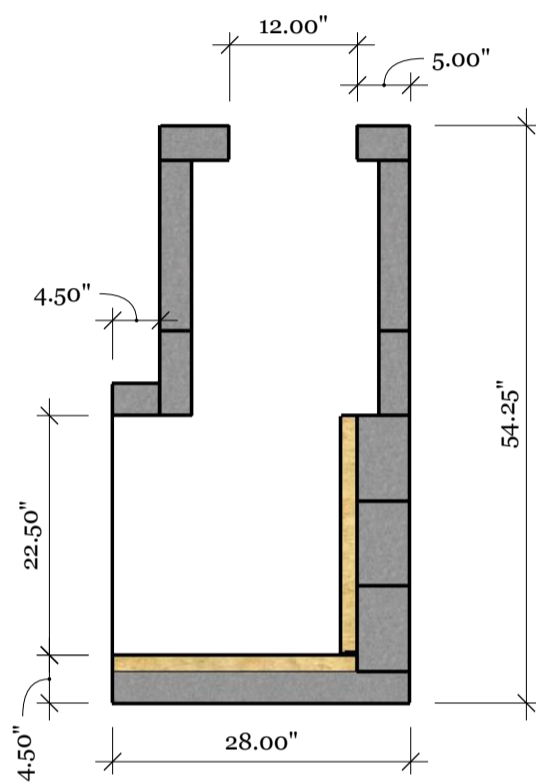


MASON-LITE

by MFI • Masonry Fireplace Industries, Inc



OTHER DIMENSIONS

Framing Width	113"
Framing Height	56.25"
Framing Depth	30"
Floor Area (97" x 28")	21.19 SqFt
Mortar and Rebar	67 lbs.
Ready Mix	220 lbs.
Flue Size - Class B	Dual Ø 12"
DuraVent B-Vent Wt. per Ft.	±10 lbs.


Note: This unit is manufactured and tested to MFI specifications under ANSI Z21.50 standards. The dimensions of this unit have been calculated to include space for 1/16" mortar joints. (Larger mortar joints will cause inconsistent dimensions). This drawing is not to scale. We do not supply the angle iron for lintel support required with these units, see instruction manual for lintel options and more installation recommendations.

ACCESSORIES

Anchor Plate w/ Draft Hood	MFP-12DH	27 lbs.
Ø4" Combustion Air Kit	MFPST-AK	4 lbs.

LMFP96-NT (No Trough)

Manufactured in the USA!
Raw materials from the USA!
Supporting the US Economy!



Rev. Date

10/25/22