

MASON-LINTE

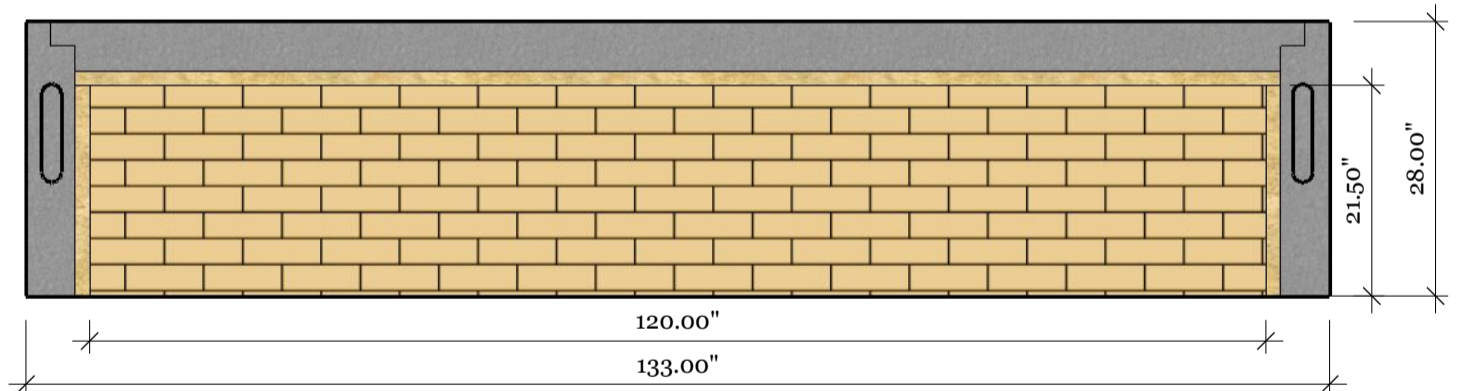
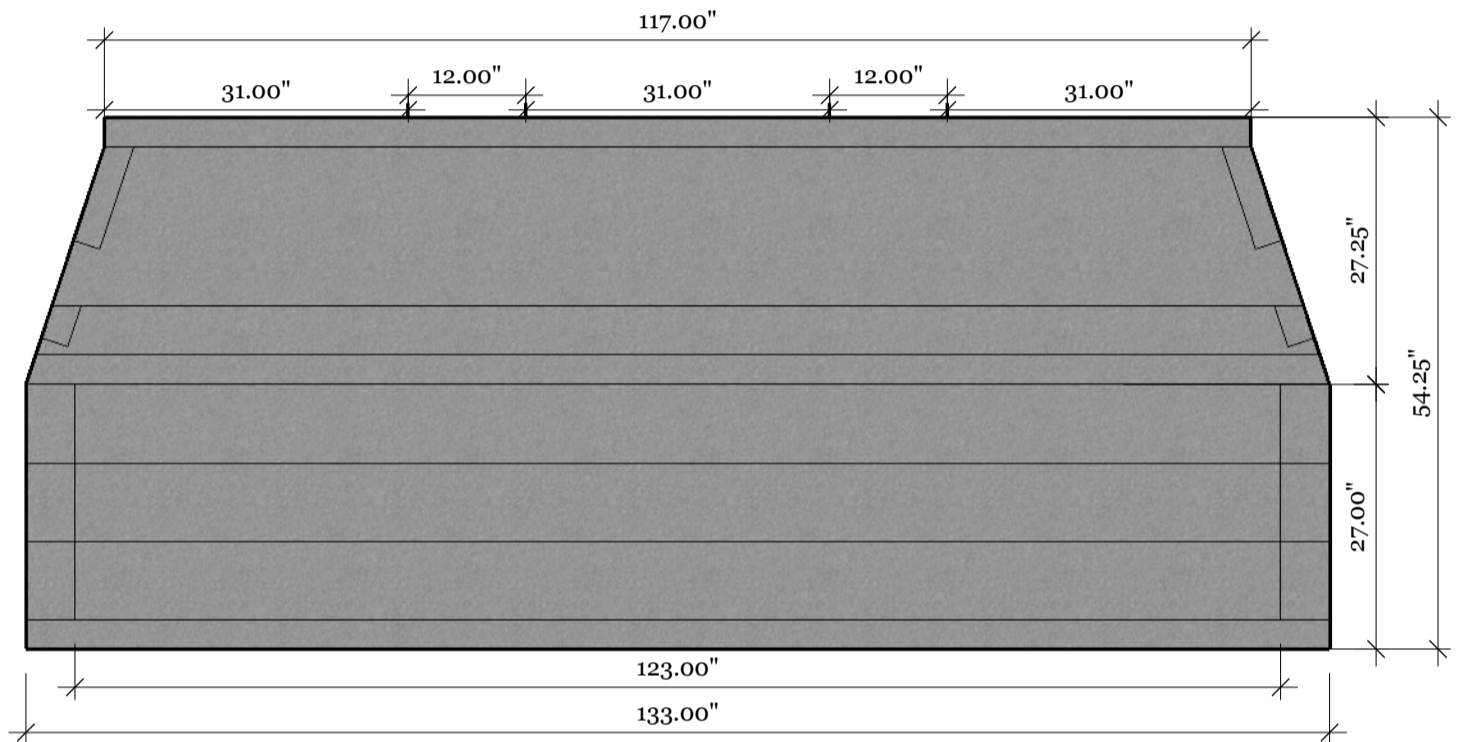
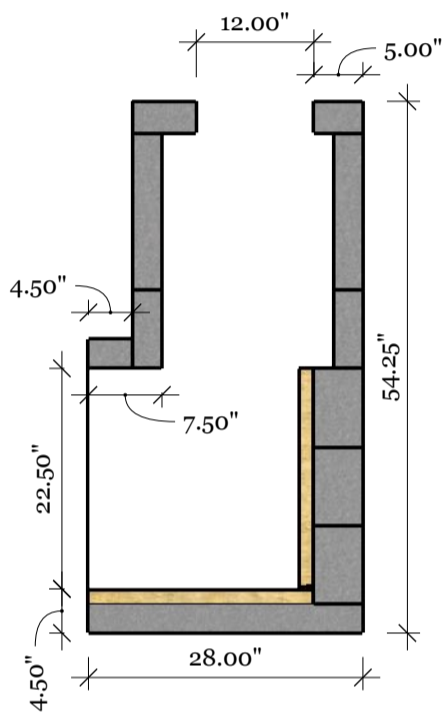
by MFI • Masonry Fireplace Industries, LLC

Outer Flue Diameter:

Class A Air Cooled: 15"

Class A Insulated: 14"

Class B-Vent: 13"



Note: This unit is 100% custom and is built to the masonry code NFPA 211. The dimensions of this unit have been calculated to include space for 1/16" mortar joints. (Larger mortar joints will cause inconsistent dimensions). This drawing is not to scale. This fireplace is non-refundable and requires a 50% deposit on order and 50% upon shipment. Firebrick panels not included in any custom quote unless otherwise stated. We do not supply the angle iron for lintel support required with these units, but recommend using 6" X 4" X 3/8" angle iron. Any See Through or Multi-sided units we also recommend the use of an exhaust fan to insure a proper draft. Custom fireplaces may require more outside air than is available through the unit, we do not calculate nor provide additional outside air unless otherwise stated. Structural Engineering may be required, please check with local SE on the project to ensure appropriate structural support. Please sign and return a copy of this drawing when submitting your order. The quoted price will be valid for 6 months from the day it was quoted.

By _____ Date _____

LMFP120-NT (No Trough)

CQ Number

Rev. Date

3/25/19