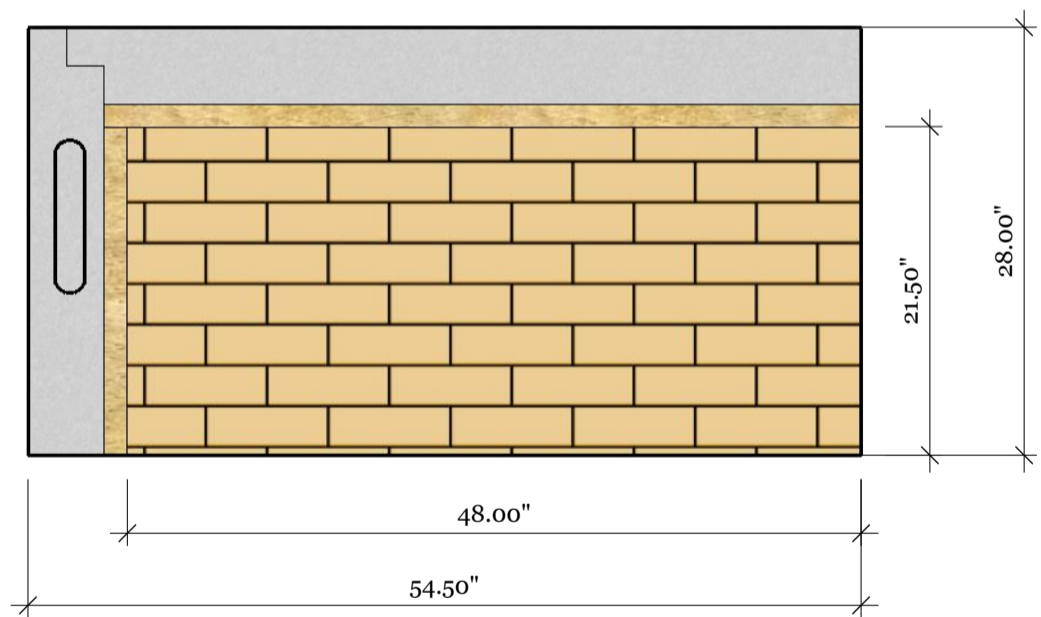
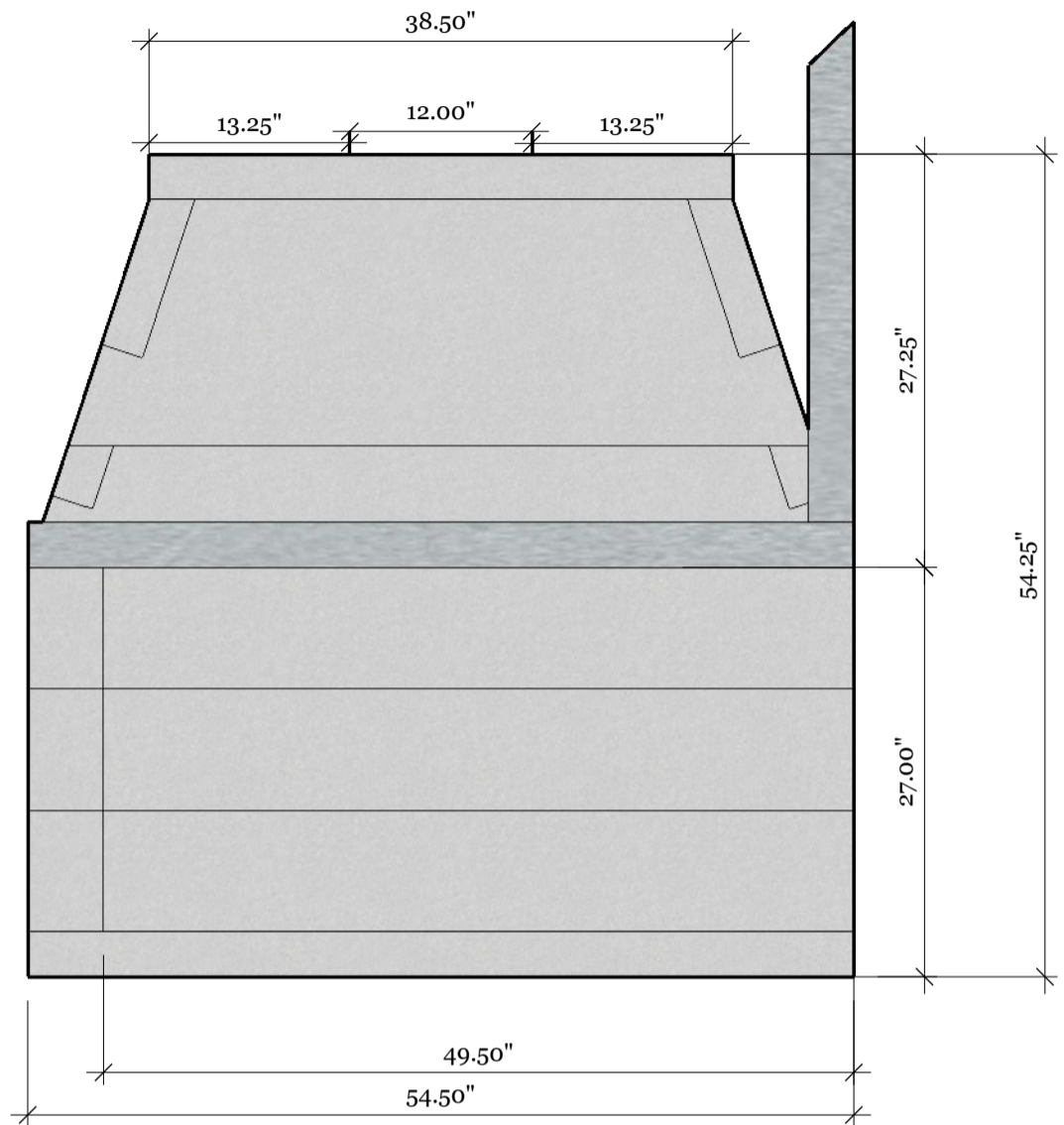
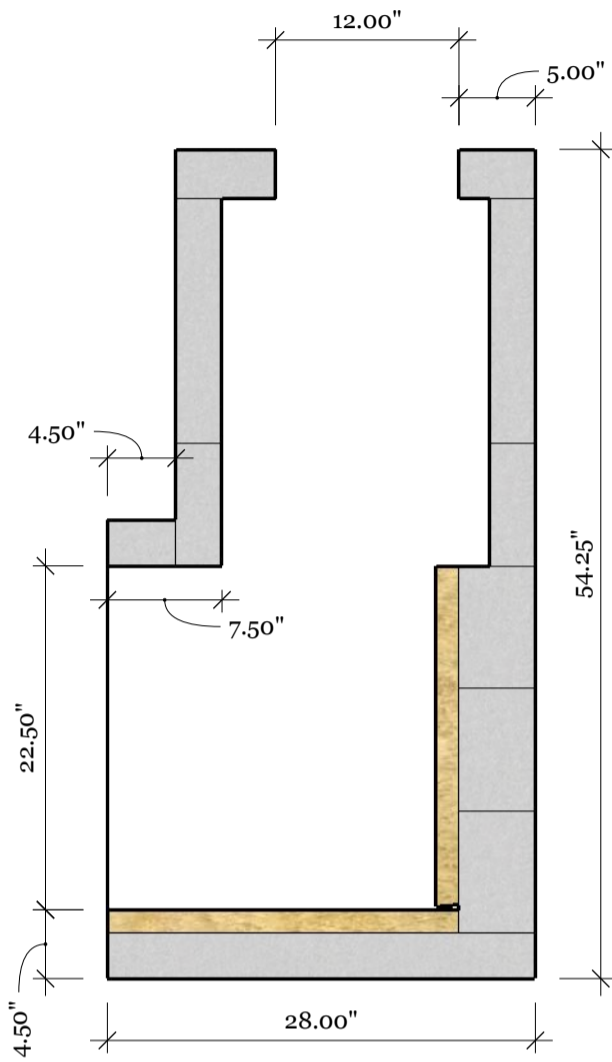


MASON-LITE

by MFI • Masonry Fireplace Industries, Inc



Note: This unit is 100% custom and is manufactured to MFI specifications under ANSI Z21.50 standards previously tested. The dimensions of this unit have been calculated to include space for 1/16" mortar joints. (Larger mortar joints will cause inconsistent dimensions). This drawing is not to scale. This fireplace is non-refundable and requires a 50% deposit on order and 50% upon shipment. Firebrick panels not included in any custom quote unless otherwise stated. We do not supply the angle iron for lintel support required with these units, see www.mason-lite.com/custominstallation for lintel options and more installation recommendations. Any See Through or Multi-sided units we also recommend the use of an exhaust fan to insure a proper draft. Custom fireplaces may require more outside air than is available through the unit, we do not calculate nor provide additional outside air unless otherwise stated. Structural Engineering may be required, please check with local SE on the project to ensure appropriate structural support. Please sign and return a copy of this drawing when submitting your order. The quoted price will be valid for 6 months from the day it was quoted.

By _____ Date _____

Clearances to Combustibles

Unit Sides & Rear	2"
Dome Sides and Rear	2"
Sheathing Above Opening	18"
Combustible Floors	8"
Sheathing or Trim to Opening Sides	8"

Gas Only

CQ Number		Rev. Date
CQ5953		04/12/2022